

**ORDERING  
ON LINE  
NOW  
AVAILABLE!**



**IN  
BUSINESS  
FOR  
101 YEARS!**

**MILLER'S CHAMPIONS  
RULE THE ROOST!**

**PROUD TO BE A PART OF  
CANADA'S HISTORY**



**101 YEARS YOUNG!**

**Toll Free 1-877-344-2442 Fax 780-349-6691  
[www.millerhatcheries.com](http://www.millerhatcheries.com)  
[customerservice@millerhatcheries.com](mailto:customerservice@millerhatcheries.com)**



The faces of Miller Hatcheries:

S L Morantz, Max Weiner, a very young Howard Lutz and Howard and Debbie Lutz today ; Candy Keshwani

Dear poultry enthusiasts,

Once again we find ourselves on the cusp of a new season. We thank you for your continued support and are excited to offer you an even wider selection of excellent chicks to service all your needs.

I am happy to announce that we are adding 2 further heritage breeds to our selection; the Columbian Plymouth Rock and the Barred Plymouth Rock. They are available as unsexed or sexed pullets or cockerels. Both are decent for eggs and meat. Like all the dual purpose birds we offer, they are calm hardy and easy to raise!

We are expecting the Western Rustics to be more uniform than last year. These birds are an excellent alternative to the fast growing broilers; hardy, tasty and easy to free range.

Save time by ordering online; however, if you prefer the personal touch, we are happy to take your order over the phone!

Wishing you all a happy, healthy and prosperous year from our family to yours!

Sincerely

Candy Keshwani

**HATCHING EGGS. THIS IS WHAT YOU NEED TO KNOW.**

- (1) Pick the eggs while they are still warm. If they have a core temperature of less than 55°F they will not hatch or may hatch quite late with high mortality in the eggs.
- (2) Wash at 110°F with a little egg wash or a splash of bleach for no more than 3 minutes. Use a gentle green kitchen scrubby to remove any manure or blood. Do not over scrub!
- (3) Store the eggs in a cool spot NOT THE FRIDGE where the air is not too dry. Hold at 60°F FOR UP TO 10 DAYS. You may hold them for 14 days but your hatchability will drop after 10 days. Beyond the 14 days they will likely not hatch.

**EGGS WILL NOT HATCH IF THEY:**

- (1) get too cold.
- (2) if they are held for too long or too warm-they may pre-incubate
- (3) if the temperature exceeds 101°F in the incubator for any length of time.
- (4) if they are in water too long or if the water is too cold
- (5) if they are not turned regularly.
- (6) if the humidity is not maintained during the first 18 days and increased for the last 3 days. For more information read

.....[A Guide To Better Hatching BGBH](#) ..... **\$16.00**



**TOOLS TO HELP YOU MONITOR YOUR HATCH**

- Dial Hygrometer...(3018)..... **\$46.00**
- Plastic Thermometer.(1825)..... **\$9.00**
- Digital hygrometer thermometer (HP10)...**\$39.90**



## PREPARING YOUR BROODER ROOM



**BEFORE YOUR CHICKS ARRIVE:**\* At least a week before your chicks arrive, not the night before, prepare your coop. Thoroughly clean and disinfect your brooder area from top to bottom. We recommend VIRKON for disinfecting. Be sure to include all the equipment, walls, ceiling and floor. Allow the area to dry completely to avoid mold.

\*Clean thoroughly & disinfect all feeders, waterers and brooder lamps.

\*Use an absorbent bedding like shavings, poultry peat moss or straw. At least 4 inches packed down -NOT newspaper! Make the surface as level as possible especially for turkeys who may fall into a dip and not be able to right themselves.

\*At least 24 hours before the chicks arrive, the area should be pre-warmed and temperatures checked at chick height. Check for cold spots and drafts and be sure the area surrounding your brooder is also warm around 75° F/24° C. Put out the feed. Hold off on putting the water out until just before the chicks arrive; the water needs to be cold so the chicks do not climb into it.

\*Eliminate drafts by repairing windows and doors. Plastic is no substitute for insulation! Do not seal off all air flow either. Good ventilation is essential for a dry brooder house and healthy chicks!

\*Carbon dioxide and ammonia, if present in the house, tend to sink to the floor, displacing oxygen. This low oxygen level at the floor may ultimately result in long term health problems such as ascites.

\*Check that all your equipment is ready & working. Night time lows can be deceiving, using a hi-low thermometer will eliminate a lot of heartache by enabling you to check the night time temperatures.

\*Feed and water must be within the comfort zone of the chicks and available for the chicks at all times. Clean waterers frequently and place them on slatted or wire platforms so birds will be kept away from the wet floor. A good crumble, not pellets or mash, will encourage uniform distribution of nutrients and give the chicks a good start. If you are adding anything to their water be sure to mix it fresh daily.

\*When your chicks arrive they need to stay close to the heater so use corrugated cardboard or an 18" plywood wall to keep them restricted. Make sure your corners are rounded off so they cannot pile into them.

\*Maintain a temperature of 95° F/35° C for turkeys: chicks should start at 90° F/32° C, furthest from the heat source, for the first week reducing by 5°F degrees a week until 70°F is reached.

\*When your chicks arrive, the first 2 hours are critical. They need to recover and adjust to their surroundings. It is after this settling in time that you should reassess their environment.

\*Watch closely to see if the chicks are (a) too cold, crowding under the brooder; or (b) too hot, staying on the outside wall away from the heat source. (c) Overheated, standing with their wings out like propellers or even lying down gurgling or with bubbles coming out of their mouths.

\*If infra-red heat lamps are used, raise the lamps when chicks appear to be too warm. Normally lamps should be set 18 inches high the first week and should be raised approximately three inches each week, providing they remain comfortable.

\*Keep litter dry. This is important to prevent Coccidiosis and other diseases. Remove only wet spots to minimize disturbance of mold and bacteria from the litter into the air.

\*For the first three weeks feed 20% to 23 % protein chick starter for broilers, layers for 8 weeks. Turkeys should get a 25% for 8 weeks. Then change to a 16% to 20% protein grower. This can be mash or crumbles. During the growing period, you should have a coccidiostat in the feed. If mixing your own feed, be sure to use a poultry supplement concentrate. Do not dilute a complete feed.

### TEMPERATURE - TEMPERATURE - TEMPERATURE

#### CHILLING IN THE FIRST 48 HOURS OF BROODING:

**Chicks do not have the ability to control their body temperature completely until they are 2 weeks old.**

**Floor temperature and insulation will mean more to the chicks during this time than the air temperature. The chicks need at least 3 - 4 inches of FLUFFY DRY litter to provide protection from the cold floor.**

To maximize immunity, performance and livability, the barn floor temperature should be 90°- 92° F / 32°C- 34° C. This will create a comfort zone for the chicks. The feeders and waterers should also be in this comfort zone. **A cold chick** will huddle for warmth, & in so doing, **will not eat and drink**. This will result in heavy losses due to starving out at around 4 days tapering off at 7 days. Continued losses throughout the growing period suggest that it is as a result from chilling at some point of the growing period. If your chicks appear chilled on arrival, keep them under a lamp in the house until they have fully recovered. In order to maintain body temperature, add and adjust heat lamps accordingly! Consistent heat, food, water and good quality air will result in consistent growth. The use of antibiotics in the water may be appropriate for chilled chicks to assist in recovery and to prevent long term effects-speak to your veterinarian. Be sure to read all expiry dates & withdrawal times on any medications or vitamins.

# MILLER'S WESTERN RUSTIC

**GREAT ALTERNATIVE TO THE CORNISH ROCK GIANT**



**THE FIRST GENERATION CROSS IS A BIG IMPROVEMENT FROM 2017!**

### Breed Characteristics

- Rustic is a far hardier breed compared to an industrial broiler
- Yellow skin, tasty meat
- Nice barred red plumage
- Strong yellow legs
- Well-adapted to barnyard farming conditions
- More resistant to disease
- Average live weight at 9 weeks 5.5lbs and at 12 weeks 7- 8 lbs!

Colours may vary

Quantities	100	50	25
Mixed Sex each	\$356.00 \$3.56	\$183.00 \$3.66	\$95.25 \$3.81

Add \$1.00 per chick for orders under 25

As the commercial broiler becomes unsuited to the backyard flock environment, here is a proven first rate alternative!  
**CUSTOMERS ARE THRILLED WITH THIS TASTY ALTERNATIVE**



**INFORMATION AVAILABLE AT [www.millerhatcheries.com](http://www.millerhatcheries.com) ORDER ONLINE!**

### STARTED CHICKS AND POULTS

**AVAILABLE FOR PICKUP ONLY AT WESTLOCK LOCATION. WE CANNOT SHIP STARTED BIRDS.**

- For people who may not have the proper facilities to raise chicks and turkey poults, we are pleased to brood. Our brooder rooms are ventilated and heated to the proper temperatures.
- We are equipped with special battery brooders that have auxiliary electric heaters to do the job properly.
- For brooding baby chicks the cost is 20¢ per day per chick.
- For brooding turkey poults the cost is 20¢ per poult per day. MIN 10 DAYS.
- Minimum brooding charge is \$20 per order

**Four week old Cornish Giants** are available for sale from April through June .

If you do not have the brooding facility but would still like to finish your own birds this is your chance.

There will be several available dates. We will start taking bookings in February.

Orders are for pickup at FARM ONLY (location near Westlock to be announced). Crates for transporting may be borrowed for a deposit of \$200 per crate. Deposit will be returned to you when the crates are returned clean within 3 business days. There is a charge of \$10 per crate if returned unclean.

**Phone for prices and further information. Call (780) 349-6636**

If you are not using our crates you **must have** something to **properly** transport your birds in!

# MILLER'S CORNISH GIANTS

**Lipsmacking good!!!!!!**

**mmmmmm....chicken!!!!**

-This is the bird that can give you almost 1lb of gain for 2 lbs of feed  
 -While the hens gain rapid breast meat, the roosters gain bone structure first and then fill out. Both provide good, even, high quality meat.  
 -These birds have been bred for the table. They are not recommended as a layer. Grow up to 2000/year in Alberta without quota and you have the potential of a good return on your investment.

**Recommended Feeding**

Day 1 to week 3 - 20-23% Protein Chick Starter (medicated unless you have had your birds vaccinated against Coccidiosis.)

Week 3 onwards-16-18% Chick Grower. Mix starter and grower gradually over a week.

You may put them on finisher or a homemade chop for the last 2 weeks before processing. Be sure they do not receive any medication for the 2 weeks prior to processing.




**Note: Meat birds cannot attain proper weights on a diet solely consisting of farm grains and scraps. Always add protein supplement to farm grains or feed a recommended complete feed.**



# MILLER'S CORNISH GIANT PULLETS

- Excellent feed conversion
- Higher white meat yield
- More profitable



- Have the best of both worlds.
- Raise birds that are bred for meat and still finish anywhere from 4 pounds and up.
- Less problems than unsexed broilers
- Well developed breast meat
- Excellent even growth
- Best for fryers
- Cornish Giant pullets are becoming the choice of more and more family farm producers each year.

**\*USE CORNISH GIANT PULLETS FOR CORNISH GAME HENS AND BUTCHER AT 4 WEEKS!**

Quantities	100	50	25
Mixed Sex each	\$239.00 \$2.39	\$124.50 \$2.49	\$66.00 \$2.64
Pullets each	\$299.00 \$2.99	\$154.50 \$3.09	\$81.00 \$3.24
Cockerels each	\$269.00 \$2.69	\$139.50 \$2.79	\$73.50 \$2.94

Add \$1.00 per chick per breed for orders less than 25 per sex



## MILLERS BROWN LEGHORNS



### MILLERS BROWN LEGHORNS

- Top Quality Brown Egg Layer-Hybrid.
- Capable of producing approximately 320 eggs per 52 weeks of production.
- Very calm & docile layers that produce large rich brown, strong shelled eggs.
- Hens are red and roosters are mostly white to buff in colour.
- Hens will reach 4 lbs live weight. Cockerels 5-1/2 lbs live weight.
- Roosters are a good alternative as a meat bird. To avoid tough meat butcher at 16 weeks, before maturity.
- For best results feed chick starter for 8 full weeks and then grower until the first egg!



[www.millerhatcheries.com](http://www.millerhatcheries.com)

Quantities	100	50	25
Mixed Sex each	\$252.00 \$2.52	\$131.00 \$2.62	\$69.25 \$2.77
Pullets each	\$342.00 \$3.42	\$176.00 \$3.52	\$91.75 \$3.67
Cockerels each	\$174.00 \$1.74	\$92.00 \$1.84	\$49.75 \$1.99

Very clean birds laying early in the day for easy egg collection

Hybrids require 18% layer ration to maintain vigor & avoid picking, egg eating and cannibalism

## MILLERS WHITE LEGHORNS

### MILLERS WHITE LEGHORNS

- North America's most popular white egg layer-Hybrid
- Produces large white eggs
- Unsurpassed eggshell quality
- Excellent rate of production for cage or floor birds
- The best feed conversion in the industry
- Quiet temperament even though they are a leghorn!



Note: In Alberta you may have up to 300 layers without quota. Check your province for your allowance!

Additional charges may apply if confirmed order is changed or cancelled

Marek's vaccination is recommended for ALL layers  
Coccidiosis vaccine is recommended for the organic farmer

**ORDER ONLINE!**

Quantities	100	50	25
Mixed Sex each	\$197.00 \$1.97	\$103.50 \$2.07	\$55.50 \$2.22
Pullets each	\$317.00 \$3.17	\$163.50 \$3.27	\$85.50 \$3.42
Cockerels each	\$89.00 \$0.89	\$49.50 \$0.99	\$28.50 \$1.14

orders are subject to our terms and conditions

# DUAL PURPOSE

NO.1

## RED SUSSEX CROSS



**MILLER'S RED SUSSEX CROSS** is a heavy breed cross resulting in hybrid vigor, early maturity, good egg production and a large body size.

- \* Produces lighter brown eggs of medium size.
  - \* The cockerel will look like a Columbian Rock with a slight tinge of red in the feathers, while the hen will look like a Rhode Island Red. Very quiet pleasant hens.
  - \* You can expect that the cockerel will weigh over 6-1/2 lbs. and the hen 5-1/2 lbs.
  - \* Butcher before reaching maturity (16 wks) to avoid tough meat.
  - \* You will really enjoy a flock of MILLER'S RED SUSSEX CROSS; They are docile, easily maintained, hardy and pleasant natured!
- All weights indicated are approximate live weight!

If Red Sussex Cross not available at shipping time, we reserve the right to substitute Red Rock or Rhode Island Red



Yum!  
The incredible edible egg

Hens used for breeding should receive a healthy diet!

Quantities	100	50	25
Mixed each	\$283.00 \$2.83	\$146.50 \$2.93	\$77.00 \$3.08
Pullets each	\$382.00 \$3.82	\$196.00 \$3.92	\$101.75 \$4.07
Cockerals each	\$195.00 \$1.95	\$102.50 \$2.05	\$55.00 \$2.20

Add \$1.00 per chick per breed for orders under 25 per sex

# RED ROCK CROSS

## MILLERS RED ROCK CROSS

- is produced by combining Barred Rock hens with Rhode Island Red cockerels.
- \* We know you will be pleased with the hybrid vigor, early maturity, high egg production and heavy body size.
  - \* The pullets should weigh 5-1/2 lbs and the cockerels 6 1/2 lbs live weight. Butcher before maturity!
  - \* These birds can be aggressive with other breeds.
  - \* Mature hens are black with a reddish gold neck. Roosters are similar to Barred Rocks. Pullet day old chicks are solid black, while the cockerel chicks are black with a white spot on their head.
  - \* Good Layers of light brown medium sized eggs.
  - \* All layers should receive 8 weeks of starter; followed by grower until the first eggs, then switch to layer ration.
  - \* Homemade rations must include poultry supplement.

If Red Rock is not available at shipping time, we reserve the right to substitute the Red Sussex or Rhode Island Red



Quantities	100	50	25
Mixed each	\$283.00 \$2.83	\$146.50 \$2.93	\$77.00 \$3.08
Pullets each	\$382.00 \$3.82	\$196.00 \$3.92	\$101.75 \$4.07
Cockerals each	\$195.00 \$1.95	\$102.50 \$2.05	\$55.00 \$2.20

orders are subject to our terms and conditions

# HERITAGE BREEDS

## INTRODUCING.....



### BARRED PLYMOUTH ROCK

Plymouth Rock was first shown in Boston in 1849, but was then not seen for another twenty years and was later added to the Standard of Excellence of the American Poultry Association in 1874. The barred plumage pattern was the original one; other colours were later added.

Because of its many good qualities – tasty meat, good egg production, resistance to cold, early feathering, easy management, good sitting – the Plymouth Rock became the most widespread chicken breed in the United States until the time of World War II, followed by the introduction of industrial poultry farming and the hybrid broiler when it lost popularity. The breed is said to be in recovery, numbering about 24,000 Barred Plymouth Rock worldwide.



Quantities	100	50	25
Mixed each	\$358.00 \$3.58	\$184.00 \$3.68	\$95.75 \$3.83
Pullets each	\$482.00 \$4.82	\$246.00 \$4.92	\$126.75 \$5.07
Cockerals each	\$246.00 \$2.46	\$128.00 \$2.56	\$67.75 \$2.71



YOU MAY ORDER THESE BREEDS STRAIGHT RUN, PULLETS OR COCKERELS

### COLUMBIAN ROCK

This is the heavier of the dual purpose breeds and has been around for 40 years. It now bears the distinction of being one of the hardiest breeds to be found.

These birds have a beautiful colour pattern.

They are a good producer of quality brown eggs, a very quiet and docile bird in the laying pen, and good for the yard.

Heavier than hybrids, live weight will be approximately 4 lbs. at 19 weeks and close to 6 lbs. at end of lay for females. Males are approximately 1½ lbs. heavier.



**MINIMUM ORDER FOR DUAL PURPOSE PACKAGE 25 CHICKS!**

**BREED CHOICE NOT AVAILABLE FOR THIS PACKAGE**

### DUAL PURPOSE ASSORTMENT

Dual purpose chicks that have not been sold breed specific will be combined for packages. These will be compiled of one or more of the 5 dual purpose breeds!

Quantities	100	50	25
Mixed each	\$243.00 \$2.43	\$126.50 \$2.53	\$67.00 \$2.68
Pullets each	\$342.00 \$3.42	\$176.00 \$3.52	\$91.75 \$3.67
Cockerals each	\$155.00 \$1.55	\$82.50 \$1.65	\$45.00 \$1.80



# HERITAGE BREEDS



**DO YOUR PART IN  
MAINTAINING THESE  
HERITAGE BREEDS!**

**CAPABLE OF 300 EGGS  
IN 52 WEEKS OF LAY!**

## RHODE ISLAND RED

**Millers Rhode Island Red:** This beautiful rich brown coloured bird is a fabulous addition to your farmyard for both meat and eggs. The Rhode Island Red is extremely docile and a good dual purpose breed. The hens are hardy, and will lay well throughout the winter a good number of dark brown eggs. The roosters make for excellent eating, well flavored non fatty meat! Now Sexable!!!

Quantities	100	50	25
Mixed each	\$358.00 \$3.58	\$184.00 \$3.68	\$95.75 \$3.83
Pullets each	\$482.00 \$4.82	\$246.00 \$4.92	\$126.75 \$5.07
Cockerals each	\$246.00 \$2.46	\$128.00 \$2.56	\$67.75 \$2.71

Orders of under 25 birds of one breed add \$1.00 per bird



Amazing dual purpose birds.

Kids will love these docile, feathered friends!!



**guaranteed 85% accuracy on sexing!**

**ORDER ONLINE**  
[www.millerhatcheries.com](http://www.millerhatcheries.com)

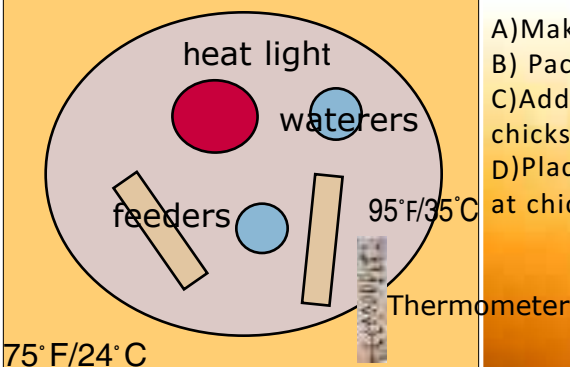
**MAREK'S VACCINATION** is recommended for ALL laying hens. Marek's disease (MD) is an economically significant neoplastic disease of poultry. MD almost devastated the poultry industry in the 1960s but the disease was brought under control after Marek's disease herpes virus (MDV) was identified and vaccines were developed. An ounce of prevention!....there is no treatment for Marek's disease.

**COCCIDIOSIS VACCINE** – is an effective alternative to anticoccidial drugs. This one-time vaccination delivers protective immunity throughout the life of the bird, improving uniformity and feed conversion.

**NOTE:** Immucox is an alternative to medicated starter. The anticoccidial drug in starter will kill the vaccine therefore wasting your money. If you should accidentally feed medicated starter in the first 4 weeks, do not stop, the vaccine will be ineffective!

You can also find useful information and resources online at: [agriculture.alberta.ca/smallflock](http://agriculture.alberta.ca/smallflock)

### Simple brooder set up



### ARE YOU READY FOR YOUR CHICKS TO ARRIVE

- Make a corrugated cardboard ring approximately 6-8' in diameter.
  - Pack at least 4" of dry bedding in and around the circle
  - Add heat lamp just off center, 2 feeders and 2 waterers for 50-100 chicks
  - Place thermometer furthest from heater that chicks can reach at chick height. Temperature should be 90° F-95° F/32° - 35° C
- Allow 0.5 square feet per chick



# MILLERS HEAVY WHITE TURKEYS ORLOPP BRONZE TURKEYS



**MILLER'S HEAVY WHITE TURKEYS!**

This white-feathered bird grows to an exceptional size and has superb flavorful meat with top feed conversion. Excellent return on your investment. Buy with confidence – you are getting really good value for your money. Raise as many as you can – fill up your freezer. Turkeys are harder to get started than chicks, call us if you need advice – we will be pleased to help.

Keeping them warm enough for the first 2 weeks is paramount & any chilling goes straight to the joints!

**Hens at 20 weeks should weigh 20 lbs. and over.  
Toms at 24 weeks should weigh 40 lbs. and over.**



**This hybrid is fast growing and easy to clean. Excellent value for your dollar!**

In Alberta you may raise up to 300 turkeys in a year without quota. It is necessary to fill out a registration form if you wish to grow more than 90 in Alberta. In British Columbia a permit is required to raise more than 50. The limit in Saskatchewan is 99.



**TURKEYS SOLD AS MIXED SEX ONLY**

**NOTE: We cannot guarantee orders of less than 10 turkeys. 10 turkeys can be shipped with chicks to make a minimum of 25 total in the same box or 20 turkeys shipped on their own.**

**WE CANNOT SHIP STARTED BIRDS. BROOD ORDERS WILL BE ACCEPTED FOR PICKUP IN WESTLOCK ONLY.  
10 days maximum brooding!**

Quantities each	Min 10	25-49	50-99	100+
<b>WHITE mixed sex</b>	<b>\$7.05</b>	<b>\$6.55</b>	<b>\$6.30</b>	<b>\$6.10</b>
<b>BRONZE mixed sex</b>	<b>\$10.09</b>	<b>\$9.59</b>	<b>\$9.34</b>	<b>\$9.14</b>

**PHONE FOR PRICES ON  
LARGE QUANTITIES**

**WOW!  
BRONZE TURKEY  
mmmmm!**



Coccidiosis Vaccine sprayed on for just 12c per poult (Min\$12)



**THE ORLOPP BRONZE TURKEY**

Taste the difference! These striking birds have a unique flavor, absolutely delicious!

A premium broad breasted turkey, their feed conversion is very good reaching weights of up to 23 lbs for Hens and up to 40 lbs for Toms at 20 weeks.

[www.millerhatcheries.com](http://www.millerhatcheries.com)

orders are subject to our terms and conditions

## BOOKS FOR EVERYONE

### STOREY'S PUBLICATIONS

**Illustrated Guide to Poultry Breeds..... \$37.95**  
 Guide to Raising Dairy Goats  
 Guide to Raising Ducks (BRHDF)  
 Guide to Raising Horses  
 Guide to Raising Pigs  
 Guide to Raising Poultry (BRPMW)  
 Guide to Raising Rabbits  
 Guide to Raising Sheep  
 Guide to Raising Turkeys (BRYOT) Priced at **\$29.95** Each

**Guide to Better Hatching BGBH..... \$16.00**  
**Keep Chickens (children)..... \$25.95**  
**Exhibiting Poultry for Pleasure(BEP)..... \$19.45**  
**Pocketful of Poultry BPP..... \$14.95**  
**The Chicken Health Book (BCHHB).....\$37.95**  
**Chicken Coops ..... \$29.95**  
**Barnyard in My Backyard (BBYB)..... \$29.95**  
**Reinventing Chicken Coops ..... \$29.95**

Chick Embryo Development..... \$ 5.00  
 Your Chickens  
 Your Pony,Your Horse While supplies last!  
 All highly recommended for the young enthusiast!!  
 each regularly..... **\$19.95 on sale \$10.95**  
**American Standard of Perfection (softcover) B&W... \$23.75**  
 Mini Books Each; Eggs & Chickens BREC ..... **\$5.95**  
     Raising Ducks & Geese ..... **\$5.95**  
     Building Chicken Coops BRBCC..... **\$5.95**  
 How to build Books **Whizbang Chicken Scalders.....\$31.50**  
 How to build **Mechanical chicken plucker.....\$31.50**  
**Guinea Fowl.....\$20.50**

### \*BEST SELLERS\*



TO PREVENT THE SPREAD OF DISEASE we suggest the following precautions

- Biosecurity is essential to control diseases such as I.L.T.(Infectious Laryngotracheitis). The essential elements of biosecurity include the following:
- Maintain clear separation between different animals and age of flocks. Between flocks change into dedicated boots and coveralls.
- Preferably do not allow other people to enter your barns. If people must enter your barns, they should use boots and coveralls that you provide, or be able to assure you that they have not been on another poultry farm for the past two weeks.
- Use disinfectant boot dip to help control disease. Change the dip frequently (daily). Remember disinfectant will only work if all organic matter is removed first.
- Do not visit other poultry operations unless necessary. Shower, change your clothes and disinfect your boots and clothing before using them in your own barns.
- Limit vehicle traffic on your farm site to reduce the chances for contaminations that you may track into your barns.
- Dispose of dead birds appropriately and avoid scavenging. Consult the Disposal of Dead Animals Regulation for complete information.
- Perform thorough cleaning and disinfection between flocks. The ILT virus can survive for a long time in a carcass, especially if the carcass is frozen. The virus dies quickly when exposed to sunlight or disinfectants. Virocid is a proven disinfectant against ILT.
- Rodent control is essential as they can bring and spread disease.

### Keep yourself and your family safe

- Did you know that even healthy birds, their eggs, and meat can all be sources of bacteria that can make you sick? With some basic hygiene and handling practices, you and your family can care for your birds safely.
- All live poultry can carry harmful bacteria. These bacteria can spread to you from a bird, its droppings, or anywhere the bird or its droppings have been – including children's toys and equipment.
- Children under 5, the elderly, and people with weakened immune systems are more at risk. They should avoid contact with live poultry as much as possible.

### Tips for safe handling of chicks and live poultry

- Wash your hands with soap and water right after touching your birds or anywhere they've been. Use hand sanitizer until you have access to soap and water.
- Adults should help children wash hands.
- Don't nuzzle or kiss your birds. Don't touch your face or eat or drink around live poultry.
- Keep your birds as well as equipment used when caring for birds outside your living space, as well as clothing, footwear, and equipment used when caring for your birds..
- Purchase your chicks from a registered, health-monitored hatchery.

# Brooding Equipment



**BROODER GUARD:** Gives chicks and poults room to exercise but confines them to brooding area. Stops drafts, crowding and piling. Confined area is easily enlarged.

**No. 1235**, 35' long, 12" high, each ..... **\$11.50**  
**No. 1835**, 35' long, 18" high, each..... **\$14.70**



**BROODER THERMOMETER**

Extra heavy flanged metal back, white enamel, non-mercury

**No.614** Each..... **\$11.00**

**BE PREPARED!**



**4 LAMP BROODER -** Supplies enough heat for 325 chicks or 250 poults. 2 stage thermostatic control turns heat bulbs on/off in stages to distribute even heat at chick level

**Brower**..... **\$262.90**  
**Kuhl**..... **\$152.60**



**GAS OR PROPANE BROODER -** Burner is designed to save fuel. Designed to produce heat more efficiently with less gas consumption, due to the unique 2-point infrared heating unit. Infrared rays are produced at the ribbon burner and ceramic and become heat only on contact with chicks, litter or equipment. CGA approved. 1000 chick capacity. Galvanized 34" canopy, one piece lifetime ceramic, stainless steel burner. Available in Propane or Natural gas

**No. 47JLS & 47JNS.** Each ..... **\$557.20**




**CHICK AND QUAIL BROODER:** An electric brooder for baby poultry or quail. Capacity 125 day-old chicks and up to 50 four week olds. Quail capacity-100 to fourth week. Use in any building where temperature does not fall below 60°F. Sliding poly mesh door panels on front and one side. Includes 3 litre poly bottle drinker and 580 cubic inch poly capacity feeder. Both feeder and drinker fill from outside. Brooder has 1/2" PVC coated wire floor. Dropping pan easily removed for cleaning. Thermostatic control, 250 watts. Overall size 31"W x 36"L x 14"H (interior height 9"). 110V ac only. 54 lbs.

**GQF Brooder (shown) 0534**..... **\$470.40**

**Brower Brooder (not shown)CQB20**..... **\$601.80**

GST AND FREIGHT EXTRA - PRICES SUBJECT TO CHANGE WITHOUT NOTICE



**BEDDING**

At least 4" of packed straw or shavings. Be sure it is prewarmed in the brooder area.

Straw is not recommended for turkeys

**SINGLE LAMP BROODER**


**No. HL-A8**, bulb not included. Each ..... **\$33.70**

**SINGLE LAMP BROODER**

**NoHL-SA8**..with Hi/Low switch Each..... **\$44.20**

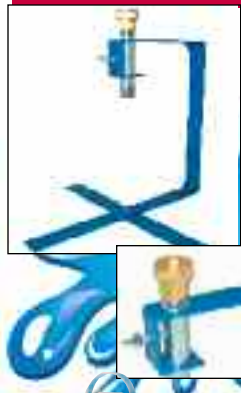
**RED BULBS No.R40/10/2.** (pkg/2)

Each..... **\$ 27.80**



**Ambient heat.** It is often overlooked that the temperature under the heat lamps can be nice and toasty but if the surrounding area is not sufficiently warmed the temperature will (1) drop at night when you are not there to see it and (2) not allow the birds to sufficiently move around. If they spend all their time under the heat lamps to stay warm then they are not moving around finding feed and water. Have a back up heater; keep the surrounding area at 75° F or better. The area the chicks are occupying should not be below 85° F-95° F depending what you are starting. Measure the temperature at the furthest point from the heat source the chicks can go and at chick height!

# Watering Equipment



Most Economical!



H  
I  
J  
K



PLASSON WATERERS

- A)CFD-4107 Mechanism Cap
- B)CFD-4108 O ring for Mechanism
- C)CFD-4109 Filter Element
- D)CFD-4110 Mechanism pipe
- E)CFD-4112 Locknut
- F)CFD-4113 Mechanism Spring
- G)CFD-4124 Valve Assembly complete
- H)CFD-4101 Saddle Connector
- I)CFD-4104 Barbed Union
- J)CFD-4105 Hose Cord Clip
- K)CFD-4121 Bottle Hanger
- L)CFD-4123 Complete Mechanism



**THE LITTLE GIANT FOUNTAINS** - Will work on pressure or gravity systems. Bowl is hard, durable plastic. Only one type of valve is needed for pressure or gravity. Bowls may be interchanged. 3 bowl sizes to choose from. Suitable for chicks, turkeys, poult, ducks and geese.

**No. 2500 POULTRY FOUNTAIN.** Large 6-1/2" plastic bowl. Recommended for all poultry.  
Price, each ..... **\$42.10**

**No. 2525 BABY CHICK FOUNTAIN.** You can start your baby chicks and turkey poults the first day. This bowl can be used throughout the growing period.  
Price, each ..... **\$42.30**

**No. 2550 KING SIZE FOUNTAIN.** Recommended for large birds, ducks, and geese. Price, each ..... **\$52.70**

**FOUNT BRACKETS**

**WALL BRACKET**..... **\$31.20**  
**FREE STANDING BRACKET** ..... **\$34.40**

**PLASTIC FOUNTS-** 1 litre for 15 chicks, 1 gallon screw base for 50 chicks, 1 gallon wide base for 60 chicks. The wide base is easy to stack and store.

	A	B	C
Jar	<b>\$2.40</b>	<b>\$3.80</b>	<b>\$3.80</b>
Base	<b>\$2.20</b>	<b>\$3.80</b>	<b>\$4.50</b>
Quail Base	<b>\$2.20</b>	<b>\$7.40</b>	



**POP BOTTLE FOUNT**...(pbf)..... **\$4.60**

**POULTRY NIPPLES**.....(package of 4).simply screw into the base of a bucket and you have a hanging waterer!.....(ppwn4) **\$17.30**

**DOUBLE WALL CONE TOP GALVANIZED FOUNTAINS** - Double wall fountains are supplied in 2, 3, 5 and 8 gallon sizes - brass spring valve. Vacuum principle, curled edges for rigidity. Suitable for use with day old chicks or poults, and can be used for adult birds.

**No. D-22 Two Gallon,** 150 chick size ..... **\$28.80**  
**No. D-23 Three Gallon,** 225 chick size ..... **\$38.80**  
**No. D-25 Five Gallon,** 375 chick size ..... **\$45.30**  
**No. D-28 Eight Gallon,** 500 chick size ..... **\$55.70**

**ALL PLASTIC CAPACITY FOUNTS**

Our DURAFOUNTS™ are available in 3.5 gallon and 5 gallon capacities. Easy to use ... just fill the bucket from any water source, place the plastic base over the bucket and tip fount into an upright position. Easy to clean, can't rust. Needs a strong arm to turn. Note: Models 3PP and 5PP will not work with our D-112. Electric Fount Base Heater.

**No. 35PB Base Only 3 & 5** ..... **\$25.60**  
**No. 3PP 3.5 Gallon Pail Only** ..... **\$8.50**  
**No. 5PP 5 Gallon Pail Only** ..... **\$9.50**

**GALLON POLY FOUNT** - Features top fill, a handy valve closure for filling and an easy to clean trough.

**No. 7GF. Each**..... **\$73.50**  
**No. 5GF. Each.** ..... **\$64.10**  
**No. 3GF. Each.** ..... **\$55.80**

**K) 9" LOW PRESSURE DRINKER** - (shown with #4011 pressure reducer, sold separately) Ideal for young birds after 7 to 10 days of age, or can be set on a stand for older birds.

**No. 4006. Drinker Each** ..... **\$15.70**  
**No. 4011. Pressure Reducer Each**..... **\$53.70**

**HANGING WATERERS:**

**No. MK-III PLASSON CHICKEN. Each.** ..... **\$112.20**  
**No. PLA-TD PLASSON TURKEY. Each.** ..... **\$146.30**

# Feeding Equipment

## Galvanized Feeders

- No. BCF Round Baby Chick Feeder, Each..... **\$3.80**
- No. SO-12-S 12" Slide Top Feeder, Each .....**\$5.30**
- No. SO-18-S 18" Slide Top Feeder, Each..... **\$6.80**
- No. SO-24 24" holds 3 lbs. feed, 50 chicks, ..... **\$8.60**
- No. SO-36 36" holds 5 lbs. feed, 75 chicks,..... **\$20.10**
- No. SO-48 48" holds 7 lbs. feed, 100 chicks (not shown).... **\$23.90**



Plastic quart jar No:P-1QT: ..... **\$2.40**

Feeder Base No:806 **\$4.50**

### Don't confuse your birds!

It is important to keep your feeders & waterers in the same place for the first few days especially for turkeys!




**16 lb/30 lb FEED TUBE & PAN** These plastic tubes are easy to maintain as well as having adjustable depths to minimize your feed loss as they grow.

- 16 lbs. 30-40 birds..No:16-PF..... **\$ 28.30**
- 30 lbs. 40-60 birds..No:30-PF..... **\$ 42.70**

**HANGING FEEDERS** These feeders are designed for easy flow adjustment. Each barrel is taper-assembled and double-seam sealed to nest for shipping or storing. The heavy die-formed pan has a rolled feed-saver lip. Plastic covers are available. A feed cover is an excellent preventative of feed contamination.

No.	Cap. lbs.	No of Birds:	Hens/	Broilers/	Turkeys/	Price
25HF	30lbs	35	45	35		<b>\$37.40</b>
50HF	50lbs	40	50	40		<b>\$41.30</b>



## MEDICATIONS AND DISINFECTANTS

**POLYTONINE A COMPLEX** Give your birds a real good start from day old by using. Mix one level teaspoonful in every gallon of water. Mix fresh daily for the first five days. Consult a qualified expert before giving any antibiotics. One package will medicate 25 gallons of water.

- VIRKON** 50g package (mix to 5 litres water)..... **\$6.30**
- 5 KG.....**\$208.40**

**VIROCID** Highly concentrated, broad spectrum disinfectant. Non-corrosive...No. **VIR-5** (5 Litre) each.....**\$139.20**

**THE FOLLOWING ITEMS ARE SOLD OVER THE COUNTER ONLY;**

- POLYTONINE SUPERBOOSTER** vitamin antibiotic combination.
- NEOCHLOR** Neoterramycin antibiotic. Used as an aid for the treatment of infectious diseases caused by micro-organisms sensitive to tetracycline and neomycin such as chronic respiratory disease, bluecomb, synovitus and enteritis. Consult a qualified expert before giving any antibiotics!
- STRESSAID** electrolyte combo for adult birds enduring a stressful move.



### FEED SCOOP

- No. 6-Q. Galvanized scoop, each ..... **\$16.80**
- No. 5-P, Plastic feed scoop, each ..... **\$6.70**

Did You Know?  
Eggs should be washed at 110 degrees for no more than 3 minutes using egg wash detergent!



GST AND FREIGHT EXTRA - PRICES SUBJECT TO CHANGE WITHOUT NOTICE

After thoroughly cleaning your barn with the help of a detergent, disinfect by fogging with Virocid!

### FOGMASTER JR:

This terrific machine is ideal for sanitizing, deodorizing, humidifying, disinfecting and local pest control. Made of corrosion resistant materials, it has a one quart capacity. All leading fogging chemicals are distributed effectively by mist through one of these gems!

- FM-S330.....**\$193.80**

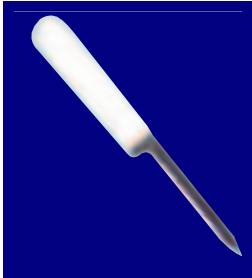
BOOK YOUR MILLER  
HATCHERIES CHICKS  
WITH US AND  
**WE CAN HELP YOU  
GROW THEM TOO.**

See our full assortment  
of poultry supplies.



[UFA.com/Poultry](https://www.ufa.co.uk/Poultry)

# Processing Equipment



**KILLING CONES** made from 26 gauge galvanized steel. A very practical item for restraint at slaughter, made in two sizes: for grown fowl. Prevents bruising of wings when birds are prepared for dressing.

No. D-72 - For grown fowl, each ..... **\$28.20**  
 No. D-73 - For turkeys, each ..... **\$44.00**

**POULTRY PLUCKER**

No. PP-A Plucker fully assembled less motor..... **\$595.20**  
 No. PP-UA Unassembled Plucker..... **\$468.50**

**POULTRY PLUCKER KIT** - Make your own poultry plucker. We will supply you with the component part kit. Includes 7" diameter steel drum, 30 rubber fingers (2 spares) shaft and bearings, 2 pulleys and V-belt. Build your own cabinet, drawings supplied. Plucker fully assembled less motor. Poor Instructions, hard to assemble for a beginner.

No. PP-K - Each..... **\$295.45**  
 No. PP-M - Poultry plucker motor only, each..... **\$174.20**  
 Buy motor with plucker, or with kit & pay..... **\$159.20**

**POULTRY KILLING KNIFE** - Overall length 7-1/2", blade length 3-1/2", point is sharp on both sides. Ideal for skinning.

No. KK-128 Each ..... **\$44.90**

**LUNG REMOVER** Turkey....**\$78.70** Chicken..... **\$76.90**

**FEATHER-OFF** - A special compound developed to aid in removing the feathers of chickens, fowl, ducks, geese, turkeys and game birds.

No. F-12 340g Each ..... **\$7.40**

**POULTRY PLUCKING FINGERS** heavy duty rubber fingers do the best job possible.

No. PPF-3 - 3" plucking finger, each ..... **\$1.80**  
 No. PPF-5 -5" plucking finger, each ..... **\$1.80**

**THE FEATHERMAN SCALDER**

The goal: No pin feathers. Period! The Featherman Scalding tub holds a constant water temperature to help you achieve that perfect scald. Made of stainless steel with a 70,000 BTU propane burner, temperature control within a five degree range, and sized for four birds at a time (40 gallon), the Featherman Scalding tub delivers maximum performance at a minimum price. Drain valve, full protective rim, side-mounted chimney and cover tarp are all standard features. **One year complete warranty.**  
 Scalding tub PRO-S.....**\$3053.25**



COMBINATION PRICE  
 plucker & scalding tub SAVE \$50

**THE FEATHERMAN PRO PLUCKER**

Simply scald chickens, then drop 4 or 5 birds into the tub. In 20 seconds or less the birds will be plucked clean. No pin feathers, no backache.

Capacity: 50 pounds of birds, optimum 30 pounds

Tub diameter: 22 inches

Height: 33 inches

Footprint: 25 x 28 inches

Weight: 125 lbs.

Motor: 1 hp 115 Volts

Chicken Plucker.. PRO-P..... **\$2328.75**

Turkey Plucker... PRO-T..... **\$3291.30**

Dunker Shackles...PRO-DS..... **\$793.50**

**These units make butchering day a breeze! Producing pin free smooth finish in seconds per bird.**

*These are exceptional tools for the serious enthusiast*

*Miscellaneous parts may be special ordered at your request*


**COMMEMORATIVE COASTERS**

just \$5.00 each  
 or 6 for \$25 (plus shipping)  
 while supplies last





# Egg Laying Equipment



**ROLLAWAY NEST** - Hens lay their eggs onto a sturdy wire tray, the eggs then rollaway to a covered compartment. Eggs stay clean and the hens cannot eat or break them. Suitable for all breeds.

**NO. WFR-4: 4 Section Front (wood) Rollaway**, (not shown)

each ..... \$169.20

**1 NO. WFR-10 10 Section Front (wood) Rollaway**,

each..... \$338.40

**10 HOLE METAL NEST MRF10 \*unassembled**..... \$301.10

**2 4 HOLE METAL No MRF-RAW. \*unassembled**..... \$215.00

**6 HOLE PLASTIC NEST P-6HN. \*unassembled** (not shown)\$308.90



3

**3 DIGITAL EGG SCALE** This wonderful little digital egg scale is a must for the conscientious enthusiast. Make sure your eggs meet the hatching egg/commercial weights for use **PB500**..... \$214.00



4

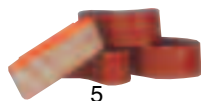
**4 'Seven Oaks' EGG WASH** - A chlorinated egg washing compound designed for cleaning eggs in all types of water conditions.



**S-1-5. 5 kg Non-Foaming egg wash** ..... \$45.10

**S-1-10. 10 kg Non-Foaming egg wash** ..... \$64.80

**S-1-20. 20kg Non-Foaming egg wash (BAG)** .....\$116.50



5

**5 EGG BRUSH CLEANER** - Fitted with soft foam rubber cushion, removable so that you can replace the sandpaper as required.

**No. MAK-100 Egg brush cleaner, complete, each** ..... \$8.60

**No. MAJ-110. Egg brush band refill, each** ..... \$2.90



6

**6 NEST EGGS** - white plastic eggs - same shade as white eggs. Lures hen to nest and reduces floor eggs.....

**No. PE-2 Plastic, per dozen** ..... \$10.80



7

**7 EGG BOX** - 15 Dozen. No writing

**No. EB-15 Each** ..... \$1.70



9

**8 THIRTY EGG FLAT** - fits all size chicken egg. 140 per bundle.

**No. EF-30XL. Bundle**..... \$24.50



8

**9 ONE DOZEN EGG CARTON** - fits all size chicken egg. .

**No. EC-12 STYROFOAM BUNDLE (200/bnd)**..... \$73.30

**No. ECP-12 PULP EGG CARTON (240/bnd)**..... \$114.26

Happy Hens lay lots of eggs!



10

**10 CHICKEN EGG SCALE**

A very moderately priced scale for grading your eggs

**NO:CES Each**..... \$48.50



12

**11 TURBO EGG WASHER** - Washes 10 to 12 dozen eggs in 3 to 5 minutes. Just gather eggs in plastic coated basket and place basket in a tub filled with water & detergent, & connect to air compressor with minimum output of 3 CFM. Compressor not included.

**No. REW-15TB Egg washer with basket, heated tub** .....\$515.00



11

**12 EGG BASKET** Gather the eggs into the basket and place it directly into the wash water. Using 1 tablespoon of egg soap, run your fingers under the eggs to allow the water to circulate. Wash only the amount of eggs that you can get clean in 3 minutes. Do not over fill (just over middle) your basket to avoid breakage of eggs. Egg basket. **No:2105**..... \$34.50

# Miscellaneous

**FOUNT BASE HEATER** : Set your waterer on this base to eliminate frozen water problems. Thermostatically controlled to keep your water at 50°F. This low power heater is not recommended for outside use in extreme cold. Keep in the chicken coop. Do not use with plastic.

No.D-112..... **\$92.00**



**CHICKEN LEG CATCHER** - Catches chickens quietly without danger or exciting hens. Comes in handy for pulling down branches when picking fruit. Sure catch: holds leg tight with loop hook. Over size charges apply to mail.

No. 635 Each ..... **\$10.85**



**LEG BANDS**- Per 50

- No. 2105 Plastic 5/16" Pigeon ..... **\$8.50**
- No. 2107 Plastic 7/16" Bantam ..... **\$8.50**
- No. 2109 Plastic 9/16" Leghorn ..... **\$8.50**
- No. 2111 Plastic 11/16" Heavy Breed ..... **\$8.50**
- No. 2112 Plastic 3/4" Ducks ..... **\$9.50**
- No. 2114 Plastic 7/8" Turkey Hens/Geese ..... **\$10.50**
- No. 2116 Plastic 1" Turkey Toms ..... **\$11.00**



**NUMBERED BANDETTES ARE AVAILABLE** in packages of 25

**STOP PICK** - Helps stop cannibalism by smearing Stop Pick on injured birds plus about 10% of flock. It is distasteful to birds and they stop picking. **Do not use on open wounds!**

No. SP-85. 85 ML, each..... **\$5.50**



Be considerate of your birds:  
Vaseline is recommended for open wounds; check your light, feed and temperature for the cause of the picking.

**PLASTIC POULTRY CRATE** - Rugged stackable crates will stand up to years of use. Holds approximately 20 leghorns, 10-12 broilers. 35"x24"x10" high..

No. P-Crates - each.....New ..... **\$165.00**



**FOOT BATH** - 24"x32" Rubber Finger Mat. Holds approx. 2 litres disinfectant. Easy to clean

No. FBS .....Each ..... **\$102.90**



**FLY RELIEF DISPOSABLE BAG:**

Attract and kill flies safely. Special attractants work wonders without the use of insecticides making this product an environmentally safe control. This 1 gallon trap comes with an attractant inside.

**FLY RELIEF DISPOSABLE BAG:** (GFRT)..... **\$10.40**



**THESE PRODUCTS ARE  
EXCELLENT!  
HYGIENIC AND VERY  
EFFECTIVE!**

**COOL LITE EGG CANDLER** has five foot electric cord. Easy to move over eggs for long periods. Eggs need not be handled.

No. 9046. Each ..... **\$23.70**

**KUHL CANDLER** - A dependable white egg candler. Equipped with 6 foot tested electrical cord. Candler can be mounted either in upright or horizontal position.

No. FRZ-210. Candler, less bulb, each ..... **\$61.60**



# Incubators

## ELECTRONIC THERMOSTAT HOVA-BATOR INCUBATOR

Simply plug it in, add water and eggs! It is pre-set for bird eggs, so there is no adjustment to make, & you enjoy consistently great hatches. It comes with a plastic, easy to maintain liner. Turners are available to hold 41 large chicken/duck eggs or 120 quail eggs. This is a must for any bird enthusiast

**Electronic incubator NO 1588..... \$265.80**

**12v circulating air incubator with 2 small windows NO. (2365) ..... \$168.60**

**Window Top Turbofan circulating air incubator NO. (1583)110 V.....\$173.80**

**Auto Egg Turner 41 chicken, 120 quail eggs NO.(1610) Universal and quail racks.... \$89.10**

**Auto Egg Turner 41 chicken eggs. NO.(1611)universal racks..... \$75.80**

## HOVABATORS



Extremely reliable and easy to use!

**NO. 1614 Auto Egg Turner 12/16 Goose eggs ..... \$99.20**

**NO. 8380 Power Failure Alarm ..... \$36.90**

### REPLACEMENT PARTS FOR HOVABATOR

**Turner Motor.....(1655).....\$62.30**

**Thermostat Microswitch.(3006).....\$20.60**

**Thermostat switch with wafer.(3122)..\$38.40**

**Wafer.....(3007)..... \$19.20**

**Plastic Thermometer ...(1825)..... \$9.00**

**Pilot Light.....(3017)..... \$12.50**

**Turbo fan complete .....(2364)..... \$59.80**

**Replacement turner racks set of 6....**  
 .....(1686) **Quail..... \$23.80**  
 ..... (1696) **Universal..... \$23.80**

## SPORTSMAN

**For the serious enthusiast!**

**NO 1502E Incubator with deluxe electric Thermostat..... \$1,529.20**

**NO. 1550E Hatcher with deluxe electric thermostat..... \$1,430.30**

**NO. 3065 Clear acrylic door.... \$141.50**

**NO. 3030 Auto Humidity Kit for Sportsman. .... \$86.20**

**NO. 0245 Pheasant egg rack: set of 6 ..... \$82.90**

**NO. 0246 Universal egg rack: set of 6..... \$103.20**

**NO. 0248 X-Large egg rack: set of 6 ..... \$88.10**

**NO 0243 Quail Racks ..... \$85.00**

### REPLACEMENT PARTS FOR THE SPORTSMAN

**Turner motor..... (3022s).... \$152.10**

**Thermostat Switch (complete with wafer) ..... (3122)..... \$38.40**

**Electronic Thermostat ..... (3255).... \$161.60**

**Dial Thermometer/Hygrometer.(3018).....\$46.00**

**Turner Timer & Switch (excluding bracket) ..... (3023).....\$54.80**

**Pilot Light ..... (3017).....\$12.50**

**Fan Motor ..... (3012)....\$125.90**

**Wicks (set of 2 for dial hygrometer) ..... (3020s) .... \$4.40**

**Toggle Switch..... (3025).... \$18.50**

**Fan Blade..... (3016).... \$35.90**

**Egg Turner Complete ..... (3021)....\$364.20**



If you cannot find the part, you can email us a picture and we can help you figure it out!



**RX2 INCUBATOR:** This Cadillac of the table-top incubator offers accuracy and endurance. They are built to last! This model features a solid state temperature control providing accuracy to within 1/2° F. You may purchase this unit with or without a state of the art turner. The well designed, simple adjustable bottle stands easily on the side allowing for controlled humidity. Remove the turner 3 days prior to hatching  
**RX2 INCUBATOR WITH AUTO TURNER (RX2T):.... \$2,059.40**

### INCREASE YOUR TURKEY FERTILITY WITHOUT HARMING YOUR HEN! TURKEY SADDLE:

As you know we do not do anything to stop our turkeys from breeding. They are just really bad at it!

This handy hen saddle is a must to protect your hen and give leverage to your Tom.

each.....\$13.20



RX incubators are so durable you can pass them down to your kids!  
 Easy to operate and great results!

ORDER YOUR

# SPRING CHICKS

**Peavey** Mart



## ALBERTA LOCATIONS ONLY:

Camrose	780-672-5116	Rocky Mountain House	780-948-9881
Grande Prairie	780-532-1712	Peace River	780-624-1520
High Prairie	780-523-2820	Red Deer	403-346-6402
High River	403-652-7956	St. Paul	780-346-6402
Lacombe	403-782-5657	Stettler	403-742-5600
Leduc	780-980-1800	Vegreville	780-632-6707
Lethbridge	403-328-6326	Westlock	780-349-3345
Lloydminster	780-875-5589	Wetaskiwin	780-352-5910
Medicine Hat	403-526-8198	Spruce Grove	403-845-7192

**OPENING SOON IN SHERWOOD PARK!**

[www.peaveymart.com](http://www.peaveymart.com)

# YOUR POULTRY SUPPLIES DESTINATION!



**Peavey** Mart

Brooding Lamps  
Chicken Feed  
Nesting Box

Fount End Jugs  
Chicken Coops

Hanging Feeders  
Flip Top Feeder  
And much more!

## Hatching Eggs

**Hatching eggs** are available from the hatchery and may be shipped only if accompanied by chicks for safe handling:



**Chicken eggs**.....Broiler, Leghorn, Sex-sal-link Brown, Rhode Island Red, Red Rock Cross, Red Sussex Cross or a "school mix".....**\$24/dozen.**

**Turkey eggs**.....

Orlopp Bronze ..... **\$73/dozen**

White turkey..... **\$50/dozen**

We provide you with the same eggs that we hatch in our hatchery. Due to the impact of holding and incubation conditions, there is no guarantee on hatching eggs.



## PRE-INCUBATED EGGS

Bring nature to the classroom with pre-incubated eggs that are 2-3 days from hatching. These are white leghorn eggs that have been candled for fertility and are from breeders tested negative for salmonella enteritidis.

**Cost ....\$37/dozen** Pick up in Westlock and Edmonton only



- Orders for shipping must have a minimum of 25 chicks (for warmth) or 20 Turkeys or 25 if the 2 are combined.
- We recommend Marek's vaccination for all layers.
- Coccidiosis vaccine is recommended if you do not wish to feed medicated feed (i.e. containing an anticoccidial medication). Be sure you can purchase un-medicated feed locally.
- 35 chicks is a difficult number to ship! We recommend 25/30/40 or more. This is a warmth issue!
- Additional charges may apply if a confirmed order is changed or cancelled.
- Should we offer to ship your birds earlier due to a surplus, be sure you are ready before you accept a change.
- Shipments by air are charged actual cost plus \$15 for handling. Air cost is usually around the \$100 minimum varying with airline and distance. We ship Canada wide provided the chicks can arrive in a timely manner.

## How do the chicks survive in transit?

The remarkable egg yolk supplied by Mother Nature is absorbed by the chick just before it hatches, supplying it with enough nutrition to go up to 72 hours without food or water. This enables us to ship chicks safely with 100% live arrival guaranteed (excludes extras). With the addition of an electrolyte jelly, we are successfully able to ship to almost any point in Alberta, B.C., Saskatchewan & some of Manitoba, through the post office. If you do not have a chick agent in your area, we can ship direct to you, do not hesitate to give us a call. Some areas are more difficult to reach: we will do our best to ship chicks to a town as close to you as possible, safely and at a very reasonable rate. If you have any questions on delivery, give us a call at 1-877-344-2442.

## OUR GUARANTEE!

1. Shipping date specified is only approximate. Actual shipping date will govern – unless otherwise notified. Please arrange to pick up your chicks immediately upon arrival.
2. We guarantee 100% live arrival at the destination site (excluding extras). If there are any dead, over the number of extras included, notify us or our agent immediately for an adjustment.
3. We guarantee 85% accuracy on all our sexed orders. Any sexing errors in chicks should be reported as soon as sex can be accurately determined.
4. We guarantee that all champion chicks are produced from eggs supplied by strong, healthy, government registered breeding flocks. Poultry can still carry germs and pass them to their chicks. We cannot assume responsibility for any disease outbreaks after the chicks leave our premises.
5. While we exercise every precaution in filling orders, we cannot for any reason whatsoever, be responsible to any greater extent than the invoice value of the chicks in question.
6. All orders are accepted subject to strikes, floods, disease outbreaks, acts of god, or delays beyond our control.
7. Our guarantee extends only to the original purchaser identified on the invoice.
8. Please be on hand and take delivery without delay when the shipment arrives. Provide proper brooding and rearing conditions and these champion chicks will live and grow and you will have both pleasure and profit from them.
9. All sales are F.O.B. Westlock

# 2018 PRICE LIST

## CHICKS AND POULTS

Breeds	Per chick	1-24	25-49	50-99	100+	MAR	COC	BT	Quantity	Cost
Millers Cornish Rock Giants	unsexed	\$ 3.64	\$ 2.64	\$ 2.49	\$ 2.39					
	pullets	\$ 4.24	\$ 3.24	\$ 3.09	\$ 2.99					
	cockerals	\$ 3.94	\$ 2.94	\$ 2.79	\$ 2.69					
Millers Western Rustic	unsexed	\$ 4.81	\$ 3.81	\$ 3.66	\$ 3.56					
Millers White Leghorn	unsexed	\$ 3.22	\$ 2.22	\$ 2.07	\$ 1.97					
	pullets	\$ 4.42	\$ 3.42	\$ 3.27	\$ 3.17					
	cockerals	\$ 2.14	\$ 1.14	\$ 0.99	\$ 0.89					
Miller Brown Leghorns	unsexed	\$ 3.77	\$ 2.77	\$ 2.62	\$ 2.52					
	pullets	\$ 4.67	\$ 3.67	\$ 3.52	\$ 3.42					
	cockerals	\$ 2.99	\$ 1.99	\$ 1.84	\$ 1.74					
Barred Rock, Rhode Island Red, & Columbian Rock	unsexed	\$ 4.83	\$ 3.83	\$ 3.68	\$ 3.58					
	pullets	\$ 6.07	\$ 5.07	\$ 4.92	\$ 4.82					
	cockerals	\$ 3.71	\$ 2.71	\$ 2.56	\$ 2.46					
Red Rock Cross & Red Sussex Cross	unsexed	\$ 4.08	\$ 3.08	\$ 2.93	\$ 2.83					
	pullets	\$ 5.07	\$ 4.07	\$ 3.92	\$ 3.82					
	cockerals	\$ 3.20	\$ 2.20	\$ 2.05	\$ 1.95					
Dual-purpose assortment	unsexed	n/a	\$ 2.68	\$ 2.53	\$ 2.43					
	pullets	n/a	\$ 3.67	\$ 3.52	\$ 3.42					
	cockerals	n/a	\$ 1.80	\$ 1.65	\$ 1.55					

Turkeys	Min 10	10-24	25-49	50-99	100+	MAR	COC	BT	Quantity	Cost
Millers Heavy White Turkeys	unsexed	\$ 7.05	\$ 6.55	\$ 6.30	\$ 6.10	N/A				
Orlopp Bronze Turkeys	unsexed	\$ 10.09	\$ 9.59	\$ 9.34	\$ 9.14	N/A				

Services	Minimum Charge	Cost/chick		Cost
Mareks Vaccination	\$14.00	\$0.14	<b>Brooding is only available for chicks that will be picked up at the Hatchery. We are unable to ship started birds. Maximum 10 days.</b>	
Coccidiosis Vaccination	\$12.00	\$0.12		
Brooding (price/chick/day)	\$20.00	\$0.20		
Beak Trimming	\$15.00	\$0.15		
Shipping: (see requirements below)	\$25.00	\$0.25		
Half Price Brooder Thermometer	Available with chick purchase for \$5.50 (Limit 1 per order)			
GST/HST/PST	Taxes will be added as applicable			

**Add \$1.00 per chick/poult for orders less than 25 chicks or less than 10 turkeys.**  
**All orders F.O.B. Westlock Broodered birds pick up at 9420 109 Street, Westlock AB T7P 2R4**  
 shipping by mail works! Live baby chicks can be shipped most economically via parcel post to almost every point in Alberta and parts of B.C., Saskatchewan & Manitoba. We are sorry, due to shipping regulations we CANNOT SHIP BROODED BIRDS.  
 For SHIPPING BY AIR charges will be actual cost plus \$15 for handling.  
 Minimum 25 chicks, (20 poults) for shipping.  
 Additional charges may apply if a confirmed order is changed or cancelled.  
**100% LIVE ARRIVAL GUARANTEED – ALWAYS. Please see our guarantee and disclaimer below**  
**\*\*IMPORTANT\*\***

We warrant that the poultry described in the order will be in good condition, so far as can reasonably be determined, at the time of delivery by us. Established flock control, egg selection, production, and handling methods (including established sanitary and disease control standards) generally accepted in the industry, are in place. It is understood, agreed and considered reasonable that THERE ARE NO WARRANTIES, EXPRESSED OR IMPLIED, WITH RESPECT TO THE POULTRY OTHER THAN THOSE SPECIFICALLY STATED IN THIS AGREEMENT, AND SELLER SPECIFICALLY DISCLAIMS ANY WARRANTY OF MERCHANTABILITY OR FITNESS OF THE POULTRY.

The seller's liability for any reason whatsoever shall be limited to the amount paid for the goods or services claimed to be defective, and that in no event shall Seller be held liable for any consequential or incidental damages. By acceptance of the poultry, the Buyer acknowledges that the limitations and disclaimers herein set forth are conditions of the sale, and constitute the entire agreement between the parties regarding warranty or other liabilities and the remedy therefore. The purchaser or agent is required to examine the birds and must report any mortalities or other problems to the shipping company prior to leaving the point of pickup.



**ORDER FORM**



**100% LIVE ARRIVAL  
GUARANTEED  
ALWAYS**

**Box 5669 - Westlock - Alberta- T7P 2P6  
Phone (780) 349-6636 • Fax (780) 349-6691 TF 1-877-344-2442  
www.millerhatcheries.com**

ship	
pick up	

Name	ship to address if different or agent of choice		
Address			
	Phone number:		
Province :	Postal Code:	Alternate phone number:	
E-mail:	Requested order ship date:		

QUANTITY	BREED	SEX	services :	PRICE	AMOUNT	TOTAL
Mareks Coccidiosis Beak treatment						

Marek's/Coccidiosis/Beak Treatment  
 Minimum \$14 for Mareks; \$15 Beak Treatment: \$12 for Coccidiosis vaccine  
 100+chicks: 14c/15c/12c per bird each service respectively

Shipping \$25 minimum; over 100: 25c per chick . Agent orders shipping price may vary.

**NOTE: 5% G.S.T APPLIES TO POSTAL CHARGES, SUPPLIES & SERVICES ONLY.**

**If breed is not available, my second choice is:** .....

**VISA/MASTERCARD NO** \_\_\_\_\_  
**EXPIRY DATE** \_\_\_\_\_

Full Payment Due 7 working days prior to shipping


**VERY IMPORTANT ORDERING INFORMATION**  
 If ordering through an agent please place your order directly with the agent- print or write your order clearly with your name, address, postal code and telephone number. You will receive a confirmation within a few days of us receiving your order. If there is no agent in your area, we are still able to supply you with your poultry requirements. You may order directly from us.  
**SPECIFY DATE** on which you desire delivery. If we cannot ship on the date you specify, we will book for the closest date available and advise you at once. Please try to place your orders a minimum of 4 weeks in advance.  
**INDICATE SECOND CHOICE** -- Please specify your second choice of breed (if any) in space provided on the order forms. Substitution will not be made unless absolutely necessary.  
**TERMS** -- Pay in full with order. We accept VISA and Mastercard. When ordering through an agent, please pay agent directly for your order. **Where there is no agent, order must be paid in full at least 7 working days before shipping date. Pickup and brood orders included.**

**PARCEL POST SERVICE**  
 DAY OLD LIVE CHICKS CAN BE SHIPPED VIA PARCEL POST TO ALMOST EVERY POINT IN ALBERTA, B.C., SASKATCHEWAN & MANITOBA. WE GUARANTEE 100% LIVE ARRIVAL. THE COST IS VERY REASONABLE AT \$25.00 PER 100. MINIMUM CHARGE OF \$25.00 IN MOST CASES.  
**PLUS 5% G.S.T**  
**AIR FREIGHT- COST PLUS \$15**



**POSTMASTER - If addressee has moved or deceased please leave catalogue with another farmer.**

## DEALERS

### ALBERTA

#### COWLEY CO-OP

420 Railway Avenue  
Cowley, AB T0K 0P0  
Phone (403) 628-3763

#### DRUMHELLER CO-OP

555 Hwy. 10 East  
Drumheller, AB T0J 0Y0  
Phone (403) 823-5555

#### CORNERSTONE CO-OP HOME & AGRO

1302-10 St.  
Wainwright, AB T9W 1K5  
Phone (780) 842-4181

#### THE LITTLE FARM STORE

9806 100 Ave  
High Level, AB T0H 1Z0  
Phone (780)-926-2446

#### PEAVEY MART STORES

All Locations

#### PEERS COUNTRY FARM & FEED STORE

5107 50St  
Peers, AB T0E 1W0  
Phone (780)-693-0121

#### PEMBINA WEST CO-OP LTD

4907-49 St.  
Barrhead, AB T7N 1A1  
Phone (780) 674-2201

#### PLAMONDON CO-OP

10018 101 Ave.  
Plamondon, AB T0A 2T0  
Phone (780) 798-3827

#### EVERGREEN CO-OP

4601-51 St.  
Rimbey, AB T0C 2J0  
Phone (403) 843-2258

#### EVERGREEN CO-OP

4323-45 St.  
Rocky Mountain House, AB  
T4T 1A1  
Phone (403) 845-2844

#### UNITED FARMERS OF ALBERTA

All Locations

### YUKON

#### C & D FEEDS

131 Copper Rd.  
Whitehorse, YT Y1A 2Z7  
Phone (867) 633-4620

#### THE FEED STORE PET JUNCTION

9006 Quartz Road  
Whitehorse, YT Y1A 2Z5  
Phone (867) 633-4076

### BRITISH COLUMBIA

#### 100 MILE FEED & RANCH SUPPLY

370 Exeter Rd  
100 Mile House, BC  
V0K 2E0  
Phone (250) 395-2408

#### BARRIERE COUNTRY FEEDS

4550 Barriere Town Rd  
Barriere, BC V0E 1E0  
Phone (250) 672-5256

#### BOUCHIE LAKE COUNTRY STORE

2338 Bonny Road  
Quesnel, BC V2J 6G7  
(250)249-0228

#### BULKLEY VALLEY

1300 Hwy 16,  
Telkwa, BC V0J 2X0  
(250) 846-5856

#### BULKLEY VALLEY

2920 Hamblin Frontage  
Road Houston, BC  
V0J 1Z0  
(250) 845-7606

#### COUNTRY CORNER SUPPLIES

13008 Nth Victoria Road  
Summerland, BC  
V0H 1Z0  
Phone (250) 494-3063

#### COUNTRY WEST SUPPLY LTD

3155 Pleasant Valley Rd  
Armstrong, BC V0E 1B0  
Phone (250) 546-9174

#### EGG-CETERA FEED & SUPPLIES

5643 Hwy. #6  
Winlaw, BC V0G 2J0  
Phone (250) 226-7034

#### INTEGRITY SALES & DISTRIBUTORS

2180 Keating Cross Road  
Saanichton, BC V8M 2A6  
Phone (250) 544-2072

#### LOU'S FEED STORE

913 Hwy. 95  
Golden, BC V0A 1H2  
Phone (250) 344-6551

#### NECHAKO VALLEY FEEDS LTD

346 1st St West(Hwy16),  
Vanderhoof, BC V0J 3A0  
(250) 567-4400

#### NICK'S FEED CENTRE

7261-5 St.  
Grand Forks, BC V0H 1H0  
Phone (250) 442-2781

#### PEACE RIVER BUILDING PRODUCTS

9511-85 Ave.  
Fort St. John, BC V1J 6M5  
Phone (250) 785-2116

#### PEAVEY MART STORES - All Locations

#### PURITY FEED FARM & GARDEN CENTRE

471 Okanagan Way  
Kamloops, BC V2H 1G7  
Phone (250) 372-2233

#### PURITY FEED FARM & GARDEN CENTRE

1690 Voght Street  
Merritt, BC V1K 1B8  
Phone (250) 378-4432

#### SUNSET SEED COMPANY

1628 Canyon Street  
Creston, BC V0B 1G0  
Phone (250) 428-4614

#### TOP CROP GARDEN FARM & PET

2101 Cranbrook Street N  
Cranbrook, BC V1C 5M6  
Phone (250) 489-4555

**FREE  
PARKING**

**Miller Hatcheries TF 1-877-344-2442  
Seven Oaks Distributing TF 1-800-661-6991  
Box 5669, Westlock, Alberta T7P 2P6  
Or Phone 780-349-6636 Fax 780-349-6691**

**ORDER  
WITH  
CONFIDENCE  
1917-2018**